

Category: Handling of equipment

Title: Procedure to use defibrillator

SOP No.: DCP/Ph1/006

Date first effective: 01 Jan 2024 **Review date:** 31 Dec 2024

Department of Clinical Pharmacology, 1st Floor, New MS Building,
Seth GS Medical College & KEM Hospital, Parel, Mumbai 400012.

Category: Handling of equipment

Title: Procedure to use defibrillator

SOP No: DCP/Ph1/006

Total pages: 05

Date first effective: 01 Jan 2024


Next Review date: 31 Dec 2024

Version: 02

Author: Dr. Rupali Mishra

DM Resident

Signature with date


29/Dec/2023

Reviewer:

Dr. Mahesh Belhekar

Dr. Mahesh N. Belhekar

Associate Professor

Associate Professor


Department of Clinical Pharmacology

New MS Building, First Floor,

Seth GS Medical College and KEM Hospital

Acharya Donde Marg, Parel,

Mumbai - 400 012, India


23. Dec. 2023

Signature with date

Approved by:

Dr. Nithya Gogtay

Professor and Head

Signature with date

Dr. Nithya Gogtay


Professor & Head

Department of Clinical Pharmacology

1st Floor, MS Building,

Seth GS Medical College & KEM Hospital,

Parel, Mumbai - 400 012.


30/12/23

Category: Handling of equipment
Title: Procedure to use defibrillator
SOP No.: DCP/Ph1/006

Date first effective: 01 Jan 2024 **Review date:** 31 Dec 2024

Department of Clinical Pharmacology, 1st Floor, New MS Building,
Seth GS Medical College & KEM Hospital, Parel, Mumbai 400012.

1. Table of Contents

No.	Contents	Page No.
1	Purpose	3
2	Scope	3
3	Responsibility	3
4	Detailed Instruction	4

Category: Handling of equipment

Title: Procedure to use defibrillator

SOP No.: DCP/Ph1/006

Date first effective: 01 Jan 2024 **Review date:** 31 Dec 2024

Department of Clinical Pharmacology, 1st Floor, New MS Building,
Seth GS Medical College & KEM Hospital, Parel, Mumbai 400012.

1. Purpose

This standard operating procedure (SOP) describes the use and maintenance of 'Defibrillator' as basic life support.

2. Scope

This SOP is limited to describing procedures to use and maintain 'Defibrillator'

3. Responsibilities

Principal investigator, Co-investigator, or any other medically qualified staff in the team, as delegated by the PI, will be responsible for use and maintenance of 'Defibrillator'.

Category: Handling of equipment

Title: Procedure to use defibrillator

SOP No.: DCP/Ph1/006

Date first effective: 01 Jan 2024 **Review date:** 31 Dec 2024

Department of Clinical Pharmacology, 1st Floor, New MS Building,
Seth GS Medical College & KEM Hospital, Parel, Mumbai 400012.

4. Detailed Instructions

- **Approach to participant**

- The investigator or the delegated person will refer to the protocol to ensure specific requirements of defibrillator in patients.
- The investigator or the delegated person will explain the procedure to the patient attendant prior to use
- The investigator or the delegated person should wash their hands before they use

- **Equipment Set-up**

- The designee should assemble and check that all parts of the equipment functions properly.
- The designee should connect power charger to unit (port on the side of unit) and to electrical outlet.

- **Equipment uses**

- Sufficient gel should be applied on both paddles
- Appropriate energy should be selected by using the energy selector knob
- The equipment should be charged using CHARGE button on unit or charge button on APEX paddle.
- Wait for charging complete tone.
- Defibrillator checks the rhythm and if shockable rhythm is seen then only defibrillator shock to be given
- The Anterior-Apex scheme of positioning of the paddles is used as it monitors the ECG and based on the type of rhythm the use of defibrillation can be decided.
- The right Paddle should be placed below right clavicle on the chest while left paddle is placed in the anterior axillary line in 9 – 10th Intercostal area and SHOCK button should be held down on both paddles or SHOCK button should be pressed on unit
- Before giving the shock, all the nurses and doctors should not touch the patient and the bed and the doctor giving the shock before should tell “All Clear” before giving shock.
- Paddles should be placed on the paddle holder.
- Unit should be charged to 200J. Wait for charging complete tone.
- Energy should be delivered within 190 J to 210J

Category: Handling of equipment

Title: Procedure to use defibrillator

SOP No.: DCP/Ph1/006

Date first effective: 01 Jan 2024 **Review date:** 31 Dec 2024

Department of Clinical Pharmacology, 1st Floor, New MS Building,
Seth GS Medical College & KEM Hospital, Parel, Mumbai 400012.

➤ Operator and bystanders should keep distance and they are not in direct contact with the patients.

• **Maintenance**

➤ The designee should ensure that that equipment is appropriately cleaned and maintained in good working order.

➤ Condition of unit and electrical cord/plug should be inspected regularly to ensure safe operation.

➤ Equipment determined to be unsafe will be removed from service immediately.

➤ The whole unit and all components should be inspected before and after each use for, damage, cracks, looseness, or wear and replace when necessary.

➤ Only soft cloth dampened with mild detergent should be used for wiping all plastic parts and cables.

➤ Do not use alcohol/acetone-based cleaning agents.

➤ Paddle plates should be cleaned after every use

➤ Any additional maintenance/service should be performed by authorized personnel

Reviewer: Dr. Mahesh Belhekar

Associate Professor

Bel
29-dec-2023

Dr. Mahesh N. Belhekar
Associate Professor
Department of Clinical Pharmacology
New MS Building, First Floor,
Seth GS Medical College and KEM Hospital
Acharya Donde Marg, Parel,
Mumbai - 400 012, India

Signature with date

Approved by: Dr. Nithya Gogtay

Professor and Head

Signature with date

N
30/12/23
Dr. Nithya Gogtay
Professor & Head
Department of Clinical Pharmacology
1st Floor, MS Building,
Seth GS Medical College & KEM Hospital,
Parel, Mumbai - 400 012.

